

# 🎵 MUSIC ALPHABET CHALLENGE 🎵

Attached are 26 musical challenges linked to the letters of the alphabet. Aim to complete one challenge per week, in any order that you choose. Each challenge has a symbol to tell you the type of task it is:

🎧 listening

🎤 vocal

📄 research / clips




















🎹 keyboard

🎵 practical/ composing / performing

? opinion based task

Aim to complete a variety of different challenges, either electronically or on paper. Once you have finished a challenge, please email your work/performance to your Music teacher and Cc Mrs Western in your email ([zoe.western@ccyd.org.uk](mailto:zoe.western@ccyd.org.uk)) We hope that there is something here for everyone, and that you will learn and try something new. Don't forget to show your family and to get them involved where possible!

<p><b>A HISTORY OF BRITISH POP</b> – Make a timeline of British Pop Music. You will need dates, genres and artists.  <a href="https://www.bbc.co.uk/bitesize/topics/zbw7pv4/articles/zrrnpg8">https://www.bbc.co.uk/bitesize/topics/zbw7pv4/articles/zrrnpg8</a></p> <p>Extension Task – Listen to examples of the different genres and artists. Write which are your favourite and why?</p> <p style="text-align: right;">📄 🎧</p>	<p><b>BEATBOXING</b> – How about having a go at beatboxing?  <a href="https://www.bbc.co.uk/cbbc/watch/p010pb71">https://www.bbc.co.uk/cbbc/watch/p010pb71</a></p> <p>“Beatboxing should be seen as an art form”. Write a paragraph to explain whether you agree or disagree with this statement.  <a href="https://www.bbc.co.uk/news/newsbeat-42820405">https://www.bbc.co.uk/news/newsbeat-42820405</a></p> <p style="text-align: right;">🎤 ?</p>	<p><b>CHORDS</b> – Learn how to play chords by following this online lesson  <a href="http://jamzone.littlekidsrock.org/lesson/intro-to-chords/">http://jamzone.littlekidsrock.org/lesson/intro-to-chords/</a></p> <p>If you don't have a keyboard, you could download a free piano App to your phone/tablet or if you have a laptop you could convert the keyboard on that:  <a href="https://apps.musedlab.org/aqwertyon/theory/">https://apps.musedlab.org/aqwertyon/theory/</a></p> <p style="text-align: right;">🎹</p>
<p><b>DRUMS</b> – Research ten different drums from around the world. Draw a picture and explain how each is played. Don't forget to say where they come from. Explore <b>making</b> beats here:  <a href="https://apps.musedlab.org/groovepizza/?">https://apps.musedlab.org/groovepizza/?</a></p> <p style="text-align: right;">📄 🎵</p>	<p><b>ELEMENTS</b> – Make a poster describing the musical elements: tempo, texture, dynamics, duration, timbre, pitch, structure and silence. Draw pictures to illustrate what each one means.</p> <p style="text-align: right;">📄</p>	<p><b>FUSION</b> – Read about fusion music by following the link below:  <a href="https://www.bbc.co.uk/bitesize/topics/z3dqhyc/articles/zr4fscw">https://www.bbc.co.uk/bitesize/topics/z3dqhyc/articles/zr4fscw</a> and try the quiz. Have a go at composing a fusion piece:  <a href="https://www.bbc.co.uk/bitesize/topics/zfdfscw/articles/z7jtxyc">https://www.bbc.co.uk/bitesize/topics/zfdfscw/articles/z7jtxyc</a></p> <p style="text-align: right;">📄 🎵</p>
<p><b>GUITAR</b> – Name 5 instruments in the guitar family. What do they all have in common? What is different about each instrument? Now have a go at playing some air guitar!  <a href="https://www.youtube.com/watch?v=UO8ccrtQcwc&amp;safe=true">https://www.youtube.com/watch?v=UO8ccrtQcwc&amp;safe=true</a></p> <p style="text-align: right;">📄 🎵</p>	<p><b>HAPPY BIRTHDAY!</b> To all those celebrating at home! On any instrument of your choice, see if you can work out the notes to “Happy Birthday” by listening to what you play. To play it all on white notes, start on a G!</p> <p style="text-align: right;">🎹 🎵</p>	<p><b>INSTRUMENT</b> – Can you make a functioning musical instrument and compose and record a short piece for it? Use things you can find around the house. Why not make more than one and form a family band!</p> <p style="text-align: right;">🎵</p>
<p><b>JUKEBOX</b> – Juke boxes were around from the 1950s. People would put in a coin and choose their favourite song to play. Make a list of your ten favourite songs and who sang them and give a musical reason why you like each one. Remember to use <b>MUSICAL WORDS!</b> Use the elements poster task sheet on the school website to help you. Don't forget to listen to the songs too!</p> <p style="text-align: right;">🎧</p>	<p><b>KEYBOARD</b> – Draw a piano keyboard, label the notes and learn how to recognise where they are. Here's a link if you have forgotten:  <a href="https://www.youtube.com/watch?v=aoVVKP02noU&amp;safe=true">https://www.youtube.com/watch?v=aoVVKP02noU&amp;safe=true</a></p> <p>Then test yourself:  <a href="https://www.musictheory.net/exercises/keyboard">https://www.musictheory.net/exercises/keyboard</a></p> <p>Extension Task – Name the shaRps and fLats – sharp goes right, flat goes left.</p> <p style="text-align: right;">📄</p>	<p><b>LYRICS</b> – Write a verse of a song or rap. Think about the message you want to give. You can use these links to help you:  <a href="http://jamzone.littlekidsrock.org/lesson/start-with-a-rhyme/">http://jamzone.littlekidsrock.org/lesson/start-with-a-rhyme/</a> or  <a href="http://jamzone.littlekidsrock.org/lesson/end-rhymes/">http://jamzone.littlekidsrock.org/lesson/end-rhymes/</a></p> <p>What are your favourite song lyrics? Write a paragraph about why you like them.</p> <p style="text-align: right;">📄 🎤</p>

<p><b>MASH UP</b> – Learn to play these four chords and then watch the link below to see how many songs you recognise!</p> <p>C = CEG G = GBD Am = ACE F = FAC</p> <p><a href="https://www.youtube.com/watch?v=HTYrkOZ5nCs&amp;safe=true">https://www.youtube.com/watch?v=HTYrkOZ5nCs&amp;safe=true</a></p> <p>Use the information in the “<b>CHORDS</b>” box above to help you.</p>  	<p><b>NOTES AND RHYTHM</b> – Watch the clip below. Write a paragraph discussing if this is a real music? Give arguments for and against as well as your own opinion.</p> <p><a href="https://www.bbc.co.uk/bitesize/topics/cbkci6/articles/z2mgw6f">https://www.bbc.co.uk/bitesize/topics/cbkci6/articles/z2mgw6f</a></p> <p>Have a go at some body percussion with this link – start at 1 min 24</p> <p><a href="https://www.youtube.com/watch?v=j4mZhv9HS-g&amp;safe=true">https://www.youtube.com/watch?v=j4mZhv9HS-g&amp;safe=true</a></p> <p>? </p>	<p><b>ORCHESTRA</b> – Watch the link below to “Peter and the Wolf” by Prokofiev. Each character has a musical theme played by a certain instrument. Write a sentence or two about why the theme/ tune fits each character. Then find five facts about Prokofiev.</p> <p><a href="https://www.youtube.com/watch?v=vF8iuOW7BwA&amp;safe=true">https://www.youtube.com/watch?v=vF8iuOW7BwA&amp;safe=true</a></p> 
<p><b>PIANO</b> – Try to teach yourself a song on the keyboard. There are lots of sheets on the school website (in the Music – Learning from Home section) or you could learn from a YouTube tutorial e.g: <a href="http://www.piano-tutorials.com/#home">http://www.piano-tutorials.com/#home</a> If you don’t have a keyboard at home, use the information in the “<b>CHORDS</b>” box on the previous page to help you.</p> 	<p><b>QUEEN</b> – Find out about the members of the rock band “Queen” and then write a short fact file. Listen to one of their songs and write a review of why you like or dislike it.</p> <p>Extension Task: Research “We Will Rock You” a musical based on the songs of Queen – how are the songs different to the original versions?</p> 	<p><b>RAP</b> – Teach yourself to rap with these online lessons!</p> <p><a href="http://jamzone.littlekidsrock.org/lessons/hip-hop-basics-slogans/">http://jamzone.littlekidsrock.org/lessons/hip-hop-basics-slogans/</a></p> <p>Name 5 famous rappers.</p> <p>Jay Z said “Rap is Poetry”. Write a paragraph to explain whether you agree or disagree with this statement.</p>  
<p><b>STEEL DRUMS</b> – Make a fact file about the steel drums. Where are they from? How they are played? What are the main characteristics of the music? etc...</p> <p><a href="https://www.youtube.com/watch?v=ReNbZFKKX7c&amp;safe=true">https://www.youtube.com/watch?v=ReNbZFKKX7c&amp;safe=true</a></p> <p><a href="https://www.bbc.co.uk/bitesize/guides/zg4hb82/revision/6">https://www.bbc.co.uk/bitesize/guides/zg4hb82/revision/6</a></p> 	<p><b>TREBLE CLEF</b> – Practise drawing a treble clef, then watch the video below and summarise the information onto a revision card:</p> <p><a href="https://www.youtube.com/watch?v=U2TLtRu6Hqk&amp;list=PLzduPnt4AM0mnQuP9wLoR3QckJwSSO4&amp;safe=true">https://www.youtube.com/watch?v=U2TLtRu6Hqk&amp;list=PLzduPnt4AM0mnQuP9wLoR3QckJwSSO4&amp;safe=true</a></p> <p>Now test yourself on the notes: <a href="https://www.musictheory.net/exercises/note">https://www.musictheory.net/exercises/note</a></p> 	<p><b>UPBEAT</b> – Slow songs often have upbeat remixes. Choose a song and its remix and design a comparison chart. Use the elements poster task sheet on the school website to help you.</p> <p>You will find plenty of examples to choose from on YouTube e.g. “Hello” by Adele, “Perfect” by Ed Sheeran or choose your own.</p> 
<p><b>VOICE</b> – Have a good sing! Start with a vocal warm up: <a href="https://www.youtube.com/watch?v=YCLyAmXtpfY">https://www.youtube.com/watch?v=YCLyAmXtpfY</a></p> <p>Then pick a song, search for a karaoke version of it on YouTube and sing along! Why not try to get your family to join in too?! We’d love to see/hear your performances!</p> 	<p><b>WEST END</b> – The West End is famous for theatres, with many showing musicals. Choose a musical (or Disney film with songs) and choose two contrasting songs. You will find plenty to choose from on YouTube. Design a chart showing the differences between them. Use the elements poster task sheet on the school website to help you.</p>  	<p><b>XYLOPHONE</b> – Have a go at making a xylophone out of glass jars filled with water. You will have to experiment with how much water is needed to get the notes right. Then compose a tune or see if you can play one that you know!</p> <p><a href="https://www.bing.com/videos/search?q=Water+Xylophone&amp;adlt=strict&amp;view=detail&amp;mid=F26E9BF9A7EA8D317535F26E9BF9A7EA8D317535&amp;FORM=VRD&amp;ru=%2Fvideos%2Fsearch%3Fq%3DWater%2BXylophone%26FORM%3DVDMHRS">https://www.bing.com/videos/search?q=Water+Xylophone&amp;adlt=strict&amp;view=detail&amp;mid=F26E9BF9A7EA8D317535F26E9BF9A7EA8D317535&amp;FORM=VRD&amp;ru=%2Fvideos%2Fsearch%3Fq%3DWater%2BXylophone%26FORM%3DVDMHRS</a></p> 
<p><b>YOUR FAMILY</b> – Ask at least four members of your family (by phone or text is fine) to tell you one or two songs that they love, the reason why, and who sang them. Listen to all of the songs and make a family playlist that you can enjoy together. Write a list of the songs, who chose them and why. Make sure you ask family members of all ages!</p> 	<p><b>ZIMMER</b> – Hans Zimmer is a famous film music composer. Find two contrasting films that he has written music for and write a musical description for each. Finally, write a paragraph that compares the two different film soundtracks (3 paragraphs in total). Use the elements of music poster task sheet on the school website to help you.</p> 	<p><b>GOOD LUCK AND ENJOY!</b></p> <p><b>Don’t forget to email us your work &amp; performances. We always love to hear from you all.</b></p> <p><b>Take care everyone.</b></p> <p><b>CCYD</b></p> <p> <b>Music Department</b> </p>